

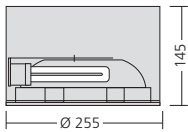
AM 255

Round modular surface mounted downlight for TC-DEL / TC-TEL lamps

Round surface mounted downlight for TC-DEL / TC-TEL lamps. Die-cast ceiling trim, powder-coated in RAL 9016 with structure, adjustable without tool using. Fixing of the ceiling trim due to bayonet plug. Housing made of galvanised sheet steel, powder-coated in RAL 9016 with structure. Reflector made of high-polished metalised pure aluminium. A later supplies of the luminaire with decor glasses is possible without using tools. Max. weight: 2,3 kg

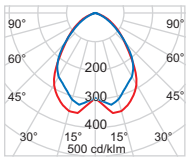


Version	High frequency ballast (HF)	Analogue dimmable HF ballast (1-10V)	Digital dimmable HF ballast (DALI)	Diameter	Height	Socket type
TC-DEL / TC-TEL 13 W	255.761.13.53	255.761.13.54	255.761.13.56	255 mm	145 mm	G24q
TC-DEL / TC-TEL 18 W	255.761.18.53	255.761.18.54	255.761.18.56	255 mm	145 mm	G24q
TC-DEL / TC-TEL 26 W	255.761.26.53	255.761.26.54	255.761.26.56	255 mm	145 mm	G24q
TC-DEL / TC-TEL 2 x 13 W	255.762.13.53	255.762.13.54	255.762.13.56	255 mm	145 mm	G24q
TC-DEL / TC-TEL 2 x 18 W	255.762.18.53	255.762.18.54	255.762.18.56	255 mm	145 mm	G24q
TC-DEL / TC-TEL 2 x 26 W	255.762.26.53	255.762.26.54	255.762.26.56	255 mm	145 mm	G24q

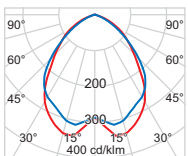


Attachments (Please order separately!)

Emergency light socket for one lamp	255.0561
Cover special colour	255.0090
Emergency light kit 1h*	255.0901
Ceiling trim special colour	255.3090



TC-DEL 2 x 18 W
 Half-value angle 2 x 40°
 Shielding angle 14°
 Critical radiation angle/1000 cd/m² 75°
 Light output ratio 73%



TC-DEL 2 x 26 W
 Half-value angle 2 x 43°
 Shielding angle 14°
 Critical radiation angle/1000 cd/m² 76°
 Light output ratio 73%

Decor attachment (You will find a detailed decor attachment description on pages 381 up to 387!)

