




DM 260 eco

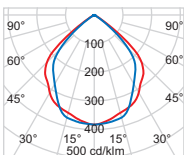
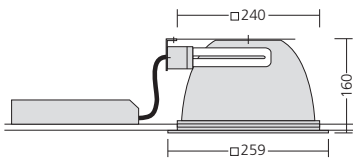
Square modular recessed downlight for 14 an 17 Watt TC-TEL lamps

Square modular recessed downlight for 14 an 17 Watt TC-TEL lamps. Die-cast frame powder-coated in RAL9016 with structure, adjustable without tools. Fixing of the frame by innovative „Click-In“ lock system. Exchangeable remote gear box prepared for 5-pole through wiring and with „twist & lock“ socket base. Housing made of galvanised sheet steel with quick-release mounting springs for ceiling plate thickness from 1-25 mm. Reflector made of high-polished vacuum metalised pure aluminium (Al99,98) for maximum LOR and iridescent-free colour rendering. Max. weight: 1,7 kg

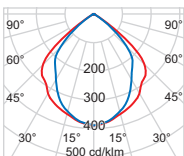


850° IP23

Version	High frequency ballast (HF)	Digital dimmable HF ballast (DALI)	Outer dimension	Ceiling cut-out	Recessed height	Socket type
TC-TEL 2 x 14 W	260.52.14.63M	260.52.14.66M	260 mm	240 mm	160 mm	GR14q
TC-TEL 2 x 17 W	260.52.17.63M	260.52.17.66M	260 mm	240 mm	160 mm	GR14q



TC-TEL 2 x 14 W
 Half-value angle 2 x 45°
 Shielding angle 30°
 Critical radiation angle/1000 cd/m² 60°
 Light output ratio 87%



TC-TEL 2 x 14 W
 Half-value angle 2 x 45°
 Shielding angle 30°
 Critical radiation angle/1000 cd/m² 60°
 Light output ratio 86%

Attachments (Please order separately!)


Panel sheet module 100	260.0320M
Mineral fibre reinforcing plate	260.1320M
Adjusting frame	260.2010M
Plaster frame	260.2020M
Frame for semi-recessed (25 mm)	260.2025M
Concrete casting drum	260.2035
Emergency light kit 1h*	260.0901
Emergency light kit 3h*	260.0900
Ceiling frame special colour	260.3090M

* LED supplied loose and is only on request assembled to luminaire.

Decor attachment (You will find a detailed decor attachment description on pages 388 up to 389!)




260.900 / 260.928



260.901 / 260.912



260.903



260.904




260.909



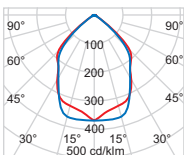
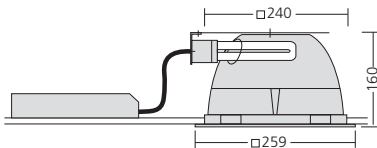
DM 260 eco – Cross louvre

Square modular recessed downlight for 14 an 17 Watt TC-TEL lamps

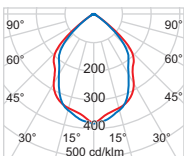
Square modular recessed downlight for 14 an 17 Watt TC-TEL lamps. Die-cast frame powder-coated in RAL9016 with structure, adjustable without tools. Fixing of the frame by innovative „Click-In“ lock system. Exchangeable remote gear box prepared for 5-pole through wiring and with „twist & lock“ socket base. Housing made of galvanised sheet steel with quick-release mounting springs for ceiling plate thickness from 1-25 mm. Cross louvre reflector made of high-polished vacuum metalised pure aluminium (Al99,98) for maximum LOR and iridescent-free colour rendering. Max. weight: 1,9 kg



Version	High frequency ballast (HF)	Digital dimmable HF ballast (DALI)	Outer dimension	Ceiling cut-out	Recessed height	Socket type
TC-TEL 2 x 14 W	260.42.14.63M	260.42.14.66M	260 mm	240 mm	160 mm	GR14q
TC-TEL 2 x 17 W	260.42.17.63M	260.42.17.66M	260 mm	240 mm	160 mm	GR14q



TC-TEL 2 x 14 W
 Half-value angle 2 x 48°
 Shielding angle 30°
 Critical radiation angle/1000 cd/m² 60°
 Light output ratio 73%




TC-TEL 2 x 17 W
 Half-value angle 2 x 42°
 Shielding angle 30°
 Critical radiation angle/1000 cd/m² 60°
 Light output ratio 86%

Attachments (Please order separately!)

Panel sheet module 100	260.0320M
Mineral fibre reinforcing plate	260.1320M
Adjusting frame	260.2010M
Plaster frame	260.2020M
Frame for semi-recessed (25 mm)	260.2025M
Concrete casting drum	260.2035
Emergency light kit 1h*	260.0901
Emergency light kit 3h*	260.0900
Ceiling frame special colour	260.3090M

* LED supplied loose and is only on request assembled to luminaire.

Decor attachment (You will find a detailed decor attachment description on pages 388 up to 389!)




260.901 / 260.912



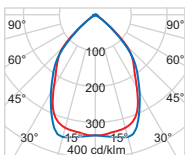
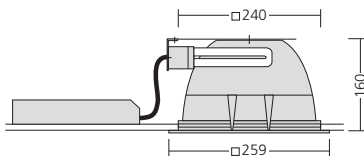
DM 260 eco – Radial louver

Square modular recessed downlight for 14 an 17 Watt TC-TEL lamps

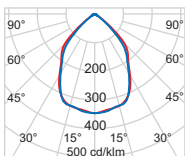
Square modular recessed downlight for 14 an 17 Watt TC-TEL lamps. Die-cast frame powder-coated in RAL9016 with structure, adjustable without tools. Fixing of the frame by innovative „Click-In“ lock system. Exchangeable remote gear box prepared for 5-pole through wiring and with „twist & lock“ socket base. Housing made of galvanised sheet steel with quick-release mounting springs for ceiling plate thickness from 1-25 mm. Radial louver reflector made of high-polished vacuum metalised pure aluminium (Al99,98) for maximum LOR and iridescent-free colour rendering. Max. weight: 1,9 kg



Version	High frequency ballast (HF)	Digital dimmable HF ballast (DALI)	Outer dimension	Ceiling cut-out	Recessed height	Socket type
TC-TEL 2 x 14 W	260.82.14.63M	260.82.14.66M	260 mm	240 mm	160 mm	GR14q
TC-TEL 2 x 17 W	260.82.17.63M	260.82.17.66M	260 mm	240 mm	160 mm	GR14q



TC-TEL 2 x 14 W
 Half-value angle 2 x 39°
 Shielding angle 30°
 Critical radiation angle/1000 cd/m² 60°
 Light output ratio 70%




TC-TEL 2 x 17 W
 Half-value angle 2 x 40°
 Shielding angle 30°
 Critical radiation angle/1000 cd/m² 60°
 Light output ratio 69%

Attachments (Please order separately!)

Panel sheet module 100	260.0320M
Mineral fibre reinforcing plate	260.1320M
Adjusting frame	260.2010M
Plaster frame	260.2020M
Frame for semi-recessed (25 mm)	260.2025M
Concrete casting drum	260.2035
Emergency light kit 1h*	260.0901
Emergency light kit 3h*	260.0900
Ceiling frame special colour	260.3090M

* LED supplied loose and is only on request assembled to luminaire.

Decor attachment (You will find a detailed decor attachment description on pages 388 up to 389!)



260.901 / 260.912





WMF Kommunikationszentrum in Geislingen, Germany



Sandringham Yachtclub in Melbourne, Australia



CHT

ANKAR
BRÜSS
LUMPU
MAUI
PORTO
SINGA
ANKAR
BRÜSS
LUMPU
MAUI
PORTO
SINGA