



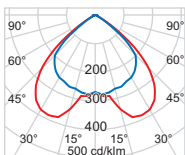
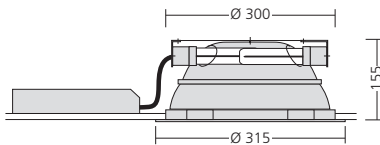
DL 315 modular

Round modular recessed downlight for TC-DEL / TC-TEL lamps

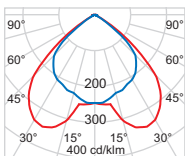
Round modular recessed downlight for TC-DEL / TC-TEL lamps. Die-cast ceiling trim, white powder-coated, adjustable without tool using, fixed via bayonet lock. Housing made of galvanised sheet steel. C/w toolless exchangeable remote gear box. Reflector made of high-polished metalised pure aluminium. VDU application suitable acc. to European Standards EN 12464-1. A later supplies of the luminaire with decor glasses is possible without using tools. Max. weight: 2,7 kg



Version	High frequency ballast (HF)	Analogue dimmable HF ballast (1-10V)	Digital dimmable HF ballast (DALI)	Diameter	Ceiling cut-out	Recessed height	Socket type
TC-DEL / TC-TEL 2 x 26 W	315.52.26.53	315.52.26.54	315.52.26.56	315 mm	300 mm	155 mm	G24q
TC-TEL 2 x 32 W	315.52.32.63	315.52.32.64	315.52.32.66	315 mm	300 mm	155 mm	GX24q
TC-TEL 2 x 42 W	315.52.42.63	315.52.42.64	315.52.42.66	315 mm	300 mm	155 mm	GX24q
TC-TEL 2 x 57 W	315.52.57.63	315.52.57.64	315.52.57.66	315 mm	300 mm	155 mm	GX24q
TC-DEL / TC-TEL 3 x 18 W	315.53.18.53	315.53.18.54	315.53.18.56	315 mm	300 mm	155 mm	G24q
TC-DEL / TC-TEL 3 x 26 W	315.53.26.53	315.53.26.54	315.53.26.56	315 mm	300 mm	155 mm	G24q



TC-TEL 2 x 32 W
 Half-value angle 2 x 50°
 Shielding angle 28°
 Critical radiation angle/1000 cd/m² 75°
 Light output ratio 80%



TC-TEL 2 x 42 W
 Half-value angle 2 x 49°
 Shielding angle 28°
 Critical radiation angle/1000 cd/m² 75°
 Light output ratio 70%

Attachments (Please order separately!)

Panel sheet module 100	315.0320
Mineral fibre reinforcing plate	315.1320
Adjusting ring	315.2010
Plaster ring	315.2020
Ring for semi-recessed (25 mm)	315.2025
Concrete casting drum	315.2035
Emergency light socket for two lamps	315.0552
Emergency light socket for three lamps	315.0553
Emergency light kit 1h*	315.0901
Emergency light kit 3h*	315.0900
Ceiling trim chrome	315.3020
Ceiling trim fine steel optic	315.3220
Ceiling trim special colour	315.3090

* LED supplied loose and is only on request assembled to luminaire.

Decor attachment (You will find a detailed decor attachment description on pages 381 up to 387!)



315.900 / 315.928



315.901 / 315.912




315.937



315.935



315.939



315.903



315.904



315.909



315.922



315.923



315.934



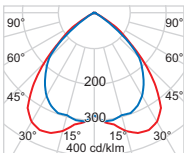
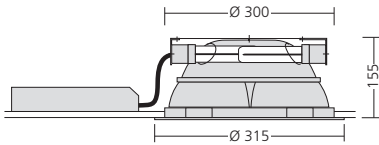
DL 315 modular – Cross louvre

Round modular recessed downlight for TC-DEL / TC-TEL lamps

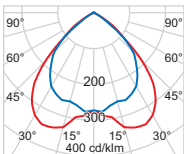
Round modular recessed downlight for TC-DEL / TC-TEL lamps. Die-cast ceiling trim, white powder-coated, adjustable without tool using, fixed via bayonet lock. Housing made of galvanised sheet steel. C/w toolless exchangeable remote gear box. Cross louvre reflector made of high-polished metalised pure aluminium. VDU application suitable acc. to European Standards EN 12464-1. A later supplies of the luminaire with decor glasses is possible without using tools. Max. weight: 3,4 kg



Version	High frequency ballast (HF)	Analogue dimmable HF ballast (1-10V)	Digital dimmable HF ballast (DALI)	Diameter	Ceiling cut-out	Recessed height	Socket type
TC-DEL / TC-TEL 2 x 26 W	315.42.26.53	315.42.26.54	315.42.26.56	315 mm	300 mm	155 mm	G24q
TC-TEL 2 x 32 W	315.42.32.63	315.42.32.64	315.42.32.66	315 mm	300 mm	155 mm	GX24q
TC-TEL 2 x 42 W	315.42.42.63	315.42.42.64	315.42.42.66	315 mm	300 mm	155 mm	GX24q
TC-TEL 2 x 57 W	315.42.57.63	315.42.57.64	315.42.57.66	315 mm	300 mm	155 mm	GX24q
TC-DEL / TC-TEL 3 x 18 W	315.43.18.53	315.43.18.54	315.43.18.56	315 mm	300 mm	155 mm	G24q
TC-DEL / TC-TEL 3 x 26 W	315.43.26.53	315.43.26.54	315.43.26.56	315 mm	300 mm	155 mm	G24q



TC-TEL 2 x 32 W
 Half-value angle 2 x 47°
 Shielding angle 28°
 Critical radiation angle/1000 cd/m² 60°
 Light output ratio 72%



TC-TEL 2 x 42 W
 Half-value angle 2 x 47°
 Shielding angle 28°
 Critical radiation angle/1000 cd/m² 65°
 Light output ratio 66%

Attachments (Please order separately!)

Panel sheet module 100	315.0320
Mineral fibre reinforcing plate	315.1320
Adjusting ring	315.2010
Plaster ring	315.2020
Ring for semi-recessed (25 mm)	315.2025
Concrete casting drum	315.2035
Emergency light socket for two lamps	315.0542
Emergency light socket for three lamps	315.0543
Emergency light kit 1h*	315.0901
Emergency light kit 3h*	315.0900
Ceiling trim chrome	315.3020
Ceiling trim fine steel optic	315.3220
Ceiling trim special colour	315.3090

* LED supplied loose and is only on request assembled to luminaire.

Decor attachment (You will find a detailed decor attachment description on pages 381 up to 387!)



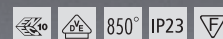
315.901 / 315.912



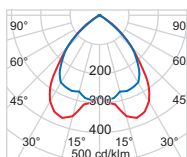
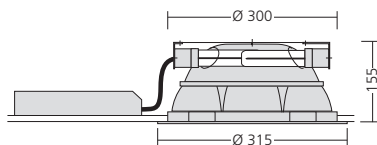
DL 315 modular – Radial louver

Round modular recessed downlight for TC-DEL / TC-TEL lamps

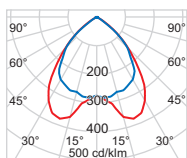
Round modular recessed downlight for TC-DEL / TC-TEL lamps. Die-cast ceiling trim, white powder-coated, adjustable without tool using, fixed via bayonet lock. Housing made of galvanised sheet steel. C/w remote gear box. Radial louver reflector made of high-polished metalised pure aluminium. VDU application suitable acc. to European Standards EN 12464-1. A later supplies of the luminaire with decor glasses is possible without using tools. Max. weight: 3,4 kg



Version	High frequency ballast (HF)	Analogue dimmable HF ballast (1-10V)	Digital dimmable HF ballast (DALI)	Diameter	Ceiling cut-out	Recessed height	Socket type
TC-DEL / TC-TEL 2 x 26 W	315.82.26.53	315.82.26.54	315.82.26.56	315 mm	300 mm	155 mm	G24q
TC-TEL 2 x 32 W	315.82.32.63	315.82.32.64	315.82.32.66	315 mm	300 mm	155 mm	GX24q
TC-TEL 2 x 42 W	315.82.42.63	315.82.42.64	315.82.42.66	315 mm	300 mm	155 mm	GX24q
TC-TEL 2 x 57 W	315.82.57.63	315.82.57.64	315.82.57.66	315 mm	300 mm	155 mm	GX24q
TC-DEL / TC-TEL 3 x 18 W	315.83.18.53	315.83.18.54	315.83.18.56	315 mm	300 mm	155 mm	G24q
TC-DEL / TC-TEL 3 x 26 W	315.83.26.53	315.83.26.54	315.83.26.56	315 mm	300 mm	155 mm	G24q



TC-TEL 2 x 32 W
Half-value angle 2 x 44°
Shielding angle 34°
Critical radiation angle/1000 cd/m² 60°
Light output ratio 64%



TC-TEL 2 x 42 W
Half-value angle 2 x 44°
Shielding angle 34°
Critical radiation angle/1000 cd/m² 60°
Light output ratio 65%

Attachments (Please order separately!)

Panel sheet module 100	315.0320
Mineral fibre reinforcing plate	315.1320
Adjusting ring	315.2010
Plaster ring	315.2020
Ring for semi-recessed (25 mm)	315.2025
Concrete casting drum	315.2035
Emergency light socket for two lamps	315.0542
Emergency light socket for three lamps	315.0543
Emergency light kit 1h*	315.0901
Emergency light kit 3h*	315.0900
Ceiling trim chrome	315.3020
Ceiling trim fine steel optic	315.3220
Ceiling trim special colour	315.3090

* LED supplied loose and is only on request assembled to luminaire.

Decor attachment (You will find a detailed decor attachment description on pages 381 up to 387!)



315.901 / 315.912



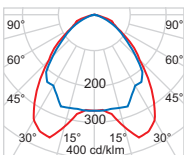
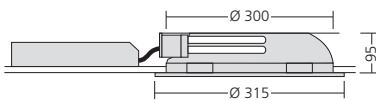
DL 315 modular – Recessed height 95 mm

Round modular recessed downlight for TC-DEL / TC-TEL lamps

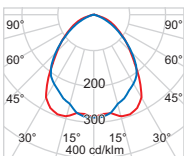
Flat modular recessed downlight for TC-DEL / TC-TEL lamps. Die-cast ceiling trim, white powder-coated, adjustable without tool using, fixed via bayonet lock. Housing made of galvanised sheet steel. C/w toolless exchangeable remote gear box. Reflector made of high-polished metalised pure aluminium. A later supplies of the luminaire with decor glasses is possible without using tools. Max. weight: 2,6 kg



Version	High frequency ballast (HF)	Analogue dimmable HF ballast (1-10V)	Digital dimmable HF ballast (DALI)	Diameter	Ceiling cut-out	Recessed height	Socket type
TC-DEL / TC-TEL 2 x 18 W	315.72.18.53	315.72.18.54	315.72.18.56	315 mm	300 mm	95 mm	G24q
TC-DEL / TC-TEL 2 x 26 W	315.72.26.53	315.72.26.54	315.72.26.56	315 mm	300 mm	95 mm	G24q
TC-DEL / TC-TEL 3 x 18 W	315.73.18.53	315.73.18.54	315.73.18.56	315 mm	300 mm	95 mm	G24q
TC-DEL / TC-TEL 3 x 26 W	315.73.26.53	315.73.26.54	315.73.26.56	315 mm	300 mm	95 mm	G24q



TC-DEL 2 x 26 W
 Half-value angle 2 x 47°
 Shielding angle 13°
 Critical radiation angle/1000 cd/m² 75°
 Light output ratio 80%



TC-DEL 3 x 26 W
 Half-value angle 2 x 45°
 Shielding angle 13°
 Critical radiation angle/1000 cd/m² 75°
 Light output ratio 69%

Attachments (Please order separately!)

Panel sheet module 100	315.0320
Mineral fibre reinforcing plate	315.1320
Adjusting ring	315.2010
Plaster ring	315.2020
Concrete casting drum	315.2037
Emergency light socket for two lamps	315.0572
Emergency light socket for three lamps	315.0573
Emergency light kit 1h*	315.0901
Emergency light kit 3h*	315.0900
Ceiling trim chrome	315.3020
Ceiling trim fine steel optic	315.3220
Ceiling trim special colour	315.3090

* LED supplied loose and is only on request assembled to luminaire.

Decor attachment (You will find a detailed decor attachment description on pages 381 up to 387!)





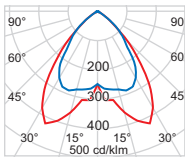
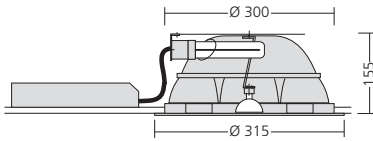
DL 315 modular – Radial louvre

Round modular recessed downlight for TC-DEL / TC-TEL / LV lamps

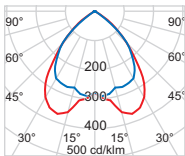
Round modular recessed downlight for TC-DEL / TC-TEL lamps with separately wired low voltage lamp QR-CBC 51 up to 50 Watt. Die-cast ceiling trim, white powder-coated, adjustable without tool using, fixed via bayonet lock. Housing made of galvanised sheet steel. C/w remote gear box. Radial louvre reflector made of high-polished metalised pure aluminium. C/w transformer 34.060. Max. weight: 3,5 kg



Version	High frequency ballast (HF)	Analogue dimmable HF ballast (1-10V)	Digital dimmable HF ballast (DALI)	Diameter	Ceiling cut-out	Recessed height	Socket type
TC-DEL / TC-TEL 2 x 18 W	315.82.18.03	315.82.18.04	315.82.18.06	315 mm	300 mm	155 mm	G24q
TC-DEL / TC-TEL 2 x 26 W	315.82.26.03	315.82.26.04	315.82.26.06	315 mm	300 mm	155 mm	G24q
TC-TEL 2 x 32 W	315.82.32.03	315.82.32.04	315.82.32.06	315 mm	300 mm	155 mm	GX24q



TC-D 2 x 26 W without QR-CBC 51
 Half-value angle 2 x 40°
 Shielding angle 34°
 Critical radiation angle/1000 cd/m² 61°
 Light output ratio 60%



TC-TEL 2 x 32 W without QR-CBC 51
 Half-value angle 2 x 40°
 Shielding angle 34°
 Critical radiation angle/1000 cd/m² 62°
 Light output ratio 65%

Attachments (Please order separately!)

Panel sheet module 100	315.0320
Mineral fibre reinforcing plate	315.1320
Adjusting ring	315.2010
Plaster ring	315.2020
Ring for semi-recessed (25 mm)	315.2025
Concrete casting drum	315.2035
Ceiling trim chrome	315.3020
Ceiling trim fine steel optic	315.3220
Ceiling trim special colour	315.3090

* LED supplied loose and is only on request assembled to luminaire.