



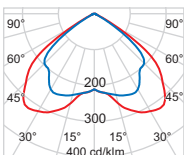
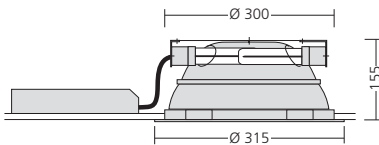
DL 315 eco

Round modular recessed downlight for 14 and 17 Watt TC-TEL lamps

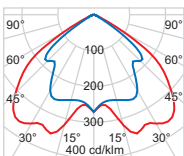
Round modular recessed downlight for 14 and 17 Watt TC-TEL lamps. Die-cast ceiling trim, white powder-coated, adjustable without tools. Fixing of the bezel via bayonet lock. Exchangeable remote gear box prepared for 5-pole through wiring and with „twist & lock“ socket base. Housing made of galvanised sheet steel with quick-release mounting springs for ceiling plate thickness from 1-25 mm. Reflector made of high-polished vacuum metalised pure aluminium (Al99,98) for maximum LOR and iridescent-free colour rendering. Max. weight: 2,7 kg



Version	High frequency ballast (HF)	Digital dimmable HF ballast (DALI)	Diameter	Ceiling cut-out	Recessed height	Socket type
TC-TEL 2 x 14 W	315.52.14.63	315.52.14.66	315 mm	300 mm	155 mm	GR14q
TC-TEL 2 x 17 W	315.52.17.63	315.52.17.66	315 mm	300 mm	155 mm	GR14q



TC-TEL 2 x 14 W
 Half-value angle 2 x 54°
 Shielding angle 28°
 Critical radiation angle/1000 cd/m² 65°
 Light output ratio 84%



TC-TEL 2 x 17 W
 Half-value angle 2 x 54°
 Shielding angle 28°
 Critical radiation angle/1000 cd/m² 70°
 Light output ratio 87%

Attachments (Please order separately!)

Panel sheet module 100	315.0320
Mineral fibre reinforcing plate	315.1320
Adjusting ring	315.2010
Plaster ring	315.2020
Ring for semi-recessed (25 mm)	315.2025
Concrete casting drum	315.2035
Emergency light kit 1h*	315.0901
Emergency light kit 3h*	315.0900
Ceiling trim chrome	315.3020
Ceiling trim fine steel optic	315.3220
Ceiling trim special colour	315.3090

* LED supplied loose and is only on request assembled to luminaire.

Decor attachment (You will find a detailed decor attachment description on pages 381 up to 387!)





DL 315 eco

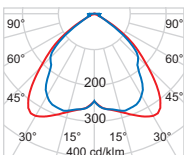
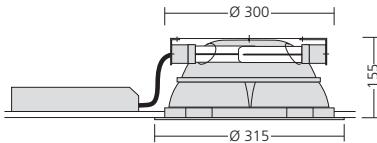
Round modular recessed downlight for 14 and 17 Watt TC-TEL lamps

Round modular recessed downlight for 14 and 17 Watt TC-TEL lamps. Die-cast ceiling trim, white powder-coated, adjustable without tools. Fixing of the bezel via bayonet lock. Exchangeable remote gear box prepared for 5-pole through wiring and with „twist & lock“ socket base. Housing made of galvanised sheet steel with quick-release mounting springs for ceiling plate thickness from 1-25 mm. Cross louvre reflector made of high-polished vacuum metalised pure aluminium (Al99,98) for maximum LOR and iridescent-free colour rendering. Max. weight: 3,4 kg

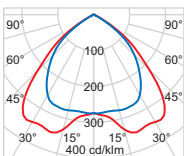


850° IP23

Version	High frequency ballast (HF)	Digital dimmable HF ballast (DALI)	Diameter	Ceiling cut-out	Recessed height	Socket type
TC-TEL 2 x 14 W	315.42.14.63	315.42.14.66	315 mm	300 mm	155 mm	GR14q
TC-TEL 2 x 17 W	315.42.17.63	315.42.17.66	315 mm	300 mm	155 mm	GR14q



TC-TEL 2 x 14 W
Half-value angle 2 x 50°
Shielding angle 28°
Critical radiation angle/1000 cd/m² 85°
Light output ratio 74%



TC-TEL 2 x 17 W
Half-value angle 2 x 48°
Shielding angle 28°
Critical radiation angle/1000 cd/m² 65°
Light output ratio 76%

Attachments (Please order separately!)

Panel sheet module 100	315.0320
Mineral fibre reinforcing plate	315.1320
Adjusting ring	315.2010
Plaster ring	315.2020
Ring for semi-recessed (25 mm)	315.2025
Concrete casting drum	315.2035
Emergency light kit 1h*	315.0901
Emergency light kit 3h*	315.0900
Ceiling trim chrome	315.3020
Ceiling trim fine steel optic	315.3220
Ceiling trim special colour	315.3090

* LED supplied loose and is only on request assembled to luminaire.

Decor attachment (You will find a detailed decor attachment description on pages 381 up to 387!)



315.901 / 315.912



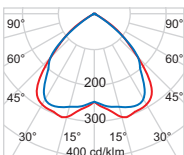
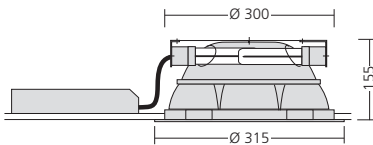
DL 315 eco – Radial louvre

Round modular recessed downlight for 14 and 17 Watt TC-TEL lamps

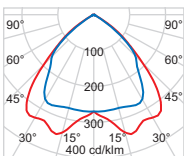
Round modular recessed downlight for 14 and 17 Watt TC-TEL lamps. Die-cast ceiling trim, white powder-coated, adjustable without tools. Fixing of the bezel via bayonet lock. Exchangeable remote gear box prepared for 5-pole through wiring and with „twist & lock“ socket base. Housing made of galvanised sheet steel with quick-release mounting springs for ceiling plate thickness from 1-25 mm. Radial louvre reflector made of high-polished vacuum metalised pure aluminium (Al99,98) for maximum LOR and iridescent-free colour rendering. Max. weight: 3,4 kg



Version	High frequency ballast (HF)	Digital dimmable HF ballast (DALI)	Diameter	Ceiling cut-out	Recessed height	Socket type
TC-TEL 2 x 14 W	315.82.14.63	315.82.14.66	315 mm	300 mm	155 mm	GR14q
TC-TEL 2 x 17 W	315.82.17.63	315.82.17.66	315 mm	300 mm	155 mm	GR14q



TC-TEL 2 x 14 W
 Half-value angle 2 x 48°
 Shielding angle 34°
 Critical radiation angle/1000 cd/m² 60°
 Light output ratio 68%



TC-TEL 2 x 17 W
 Half-value angle 2 x 47°
 Shielding angle 34°
 Critical radiation angle/1000 cd/m² 60°
 Light output ratio 70%

Attachments (Please order separately!)

Panel sheet module 100	315.0320
Mineral fibre reinforcing plate	315.1320
Adjusting ring	315.2010
Plaster ring	315.2020
Ring for semi-recessed (25 mm)	315.2025
Concrete casting drum	315.2035
Emergency light kit 1h*	315.0901
Emergency light kit 3h*	315.0900
Ceiling trim chrome	315.3020
Ceiling trim fine steel optic	315.3220
Ceiling trim special colour	315.3090

* LED supplied loose and is only on request assembled to luminaire.

Decor attachment (You will find a detailed decor attachment description on pages 381 up to 387!)



315.901 / 315.912