



KL 35 / KL 45

Combination luminaire for wall
and ceiling installation

- Housing made of galvanised sheet steel, powder-coated in RAL 9016 with structure or RAL 9006 with structure
- Cover: square or round frosted glass
- Luminaire could be used as ceiling light or as wall light
- Illumination of the wall for ergonomic lighting effects
- Lateral light effects
- Two sizes
- Available with dimmable HF ballast or emergency kits on request

KL 35 / KL 45

Combination luminaire with round cover

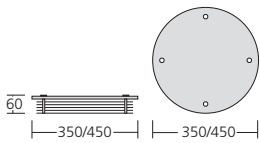


Combination luminaire for T16-R lamps with high frequency ballast. Housing made of galvanised sheet steel, powder-coated. Round frosted glass cover with details made of sheet steel, powder-coated. Max. weight: 3,8 kg

Version	RAL 9006 structure	Length x width x height	Socket type
T16-R 22 W c/w HF ballast	35.111.22.53-18	350 x 350 x 60 mm	2GX13
T16-R 40 W c/w HF ballast	45.111.40.53-18	450 x 450 x 60 mm	2GX13
T16-R 55 W c/w HF ballast	45.111.55.53-18	450 x 450 x 60 mm	2GX13
T16-R 22 + 40 W c/w HF ballast	45.112.62.53-18	450 x 450 x 60 mm	2GX13

Attachments (Please order separately!)

Special colour, KL 35	35.0090
Special colour, KL 45	45.0090



KL 35 / KL 45

Combination luminaire with round cover

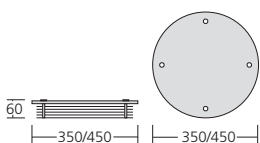


Combination luminaire for T16-R lamps with high frequency ballast. Housing made of galvanised sheet steel, powder-coated. Round frosted glass cover with center detail made of sheet steel, powder-coated. Max. weight: 3,8 kg

Version	RAL 9006 structure	Length x width x height	Socket type
T16-R 22 W c/w HF ballast	35.121.22.53-18	350 x 350 x 60 mm	2GX13
T16-R 40 W c/w HF ballast	45.121.40.53-18	450 x 450 x 60 mm	2GX13
T16-R 55 W c/w HF ballast	45.121.55.53-18	450 x 450 x 60 mm	2GX13
T16-R 22 + 40 W c/w HF ballast	45.122.62.53-18	450 x 450 x 60 mm	2GX13

Attachments (Please order separately!)

Special colour, KL 35	35.0090
Special colour, KL 45	45.0090



KL 35 / KL 45

Combination luminaire with square cover

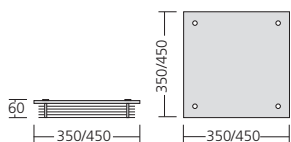


Combination luminaire for T16-R lamps with high frequency ballast. Housing made of galvanised sheet steel, powder-coated. Square frosted glass cover with frame made of sheet steel, powder-coated. Max. weight: 3,8 kg

Version	RAL 9006 structure	Length x width x height	Socket type
T16-R 22 W c/w HF ballast	35.011.22.53-18	350 x 350 x 60 mm	2GX13
T16-R 40 W c/w HF ballast	45.011.40.53-18	450 x 450 x 60 mm	2GX13
T16-R 55 W c/w HF ballast	45.011.55.53-18	450 x 450 x 60 mm	2GX13
T16-R 22 + 40 W c/w HF ballast	45.012.62.53-18	450 x 450 x 60 mm	2GX13

Attachments (Please order separately!)

Special colour, KL 35	35.0090
Special colour, KL 45	45.0090



KL 35 / KL 45

Combination luminaire with square cover



Combination luminaire for T16-R lamps with high frequency ballast. Housing made of galvanised sheet steel, powder-coated. Square frosted glass cover with center detail made of sheet steel, powder-coated. Max. weight: 3,8 kg

Version	RAL 9006 structure	Length x width x height	Socket type
T16-R 22 W c/w HF ballast	35.021.22.53-18	350 x 350 x 60 mm	2GX13
T16-R 40 W c/w HF ballast	45.021.40.53-18	450 x 450 x 60 mm	2GX13
T16-R 55 W c/w HF ballast	45.021.55.53-18	450 x 450 x 60 mm	2GX13
T16-R 22 + 40 W c/w HF ballast	45.022.62.53-18	450 x 450 x 60 mm	2GX13

Attachments (Please order separately!)

Special colour, KL 35	35.0090
Special colour, KL 45	45.0090

