

DL 150 ECO

Round modular recessed downlight with LED technology



YOUR ADVANTAGES

- 65 % energy saving if you compare it with TC-TEL 32 watt
- High energy efficiency with 85 lumen/watt
- Long life time (50.000 hours)
- Intelligent thermo management
- Can be combined with all modular SPITTLER attachements
- Made in Germany
- Ceiling cut-out is conform to conventional SPITTLER downlights

PRODUCT DESCRIPTION

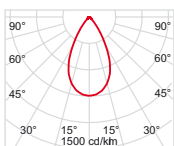
Round modular recessed downlight with LED-technology. Die-cast ceiling trim, white powder-coated, without tool exchangeable. Fixation of ceiling trim via bayonet lock. Housing made of galvanised sheet steel. Mounting into the ceiling without tool. Qualified for slab thickness for 1 until 25 mm. With external constant current converter. LED-modul exchangeable. Efficient thermo management with die-cast aluminium heat sink with FAST Flexible Air Stream Technology. Reflector made of metalised pure aluminium for maximum of optical light output ratio and neutral color rendering. A later supplies of the luminaire with decor glasses is possible without using tools. Max. weight 1,8 kg.

ORDERING INFORMATION

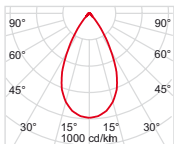
Version	Converter	Luminous flux
LED 11 W, 4000K	150.501.11.34	1100 lm
LED 12 W, 3000K	150.501.12.33	1100 lm
LED 22 W, 4000K	150.501.22.34	2000 lm
LED 24 W, 3000K	150.501.24.33	2000 lm

Version	Converter DALI	Luminous flux
LED 11 W, 4000K	150.501.11.64	1100 lm
LED 12 W, 3000K	150.501.12.63	1100 lm
LED 22 W, 4000K	150.501.22.64	2000 lm
LED 24 W, 3000K	150.501.24.63	2000 lm

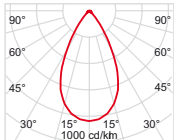
PHOTOMETRICS



LED 12 W (3000K)
 Half-value angle 2 x 28°
 Shielding angle 45°
 Luminance for $\gamma = 65^\circ$ 1910 cd/m²
 Light output ratio 86%
 Efficiency 79 lm/W



LED 22 W (4000K)
 Half-value angle 2 x 28°
 Shielding angle 45°
 Luminance for $\gamma = 65^\circ$ 2860 cd/m²
 Light output ratio 86%
 Efficiency 78 lm/W



LED 24 W (3000K)
 Half-value angle 2 x 28°
 Shielding angle 45°
 Luminance for $\gamma = 65^\circ$ 2960 cd/m²
 Light output ratio 85%
 Efficiency 71 lm/W

DIMENSIONS

Diameter	Ceiling cut-out	Recessed height
ø 150 mm	ø 140 mm	170 mm

